

Hermetic LED luminaire, water-jet proof, intended for mounting inside industrial or architectural objects.

## TECHNICAL DATA

**Mounting:** directly on the ceiling, with mounting brackets (included), suspended, on chains, on wire suspension (on request)

**Body:** plastic

**Colour:** light gray, graphite, red

**Diffuser:** polycarbonate

## ELECTRICAL DATA

**Power supply efficiency:** >90%

**Power:** 220-240V 50/60Hz

**Includes light source:** yes

**Type of equipment:** STANDARD, EASY CONNECT, DALI, STANDARD + through wiring (TW) 5x1,5 mm<sup>2</sup>, DALI + through wiring (TW) 5x1,5 mm<sup>2</sup>, EM 3h

**Electrical connection:** max 3x2,5 mm<sup>2</sup> wire, max 5x1,5 mm<sup>2</sup> wire, max 3x2,5 mm<sup>2</sup> / 2x2,5 mm<sup>2</sup> wire

## OPTICAL DATA

**Light distribution:** omnidirectional

**Way of lighting:** direct

**Type of optic:** opal diffuser

## GENERAL DATA

**Lifetime (L80B10):** 100 000 h

**Available on request:** available with connection to a central battery power supply, radar motion detector, twilight sensor

**Warranty:** 5 years

**Application:** parking areas, production halls, warehouses, assembly halls, warehouses, electricity plants, mills, workshops, wood and paper industry



**5 year warranty**

Code	Luminaire power [W]	Lumen luminaire [lm]	Efficacy [lm/W]	Colour temperature [K]	CRI/ Ra	Operating temperature range [°C]	Emergency kit	Emergency operating time	Luminaire power EM [W]	Light output in emergency mode [lm]
<b>Type of equipment: STANDARD, EASY CONNECT</b>										
090380.5L02.OX1	31	4450	144	4000	≥80	-25 ... +35	no	-	-	-
090380.5L04.OX1	40	5900	148	4000	≥80	-25 ... +35	no	-	-	-
090380.5L06.OX1	48	7050	147	4000	≥80	-25 ... +35	no	-	-	-
<b>Type of equipment: DALI, EASY CONNECT</b>										
090380.3L02.OX1	31	4450	144	4000	≥80	-25 ... +35	no	-	-	-
090380.3L04.OX1	40	5900	148	4000	≥80	-25 ... +35	no	-	-	-
090380.3L06.OX1	48	7050	147	4000	≥80	-25 ... +35	no	-	-	-
<b>Type of equipment: STANDARD + through wiring (TW) 5x1,5 mm<sup>2</sup>, EASY CONNECT</b>										
090380.5L02.OX1.938	31	4450	144	4000	≥80	-25 ... +30	no	-	-	-
090380.5L04.OX1.938	40	5900	148	4000	≥80	-25 ... +30	no	-	-	-
090380.5L06.OX1.938	48	7050	147	4000	≥80	-25 ... +30	no	-	-	-
<b>Type of equipment: DALI + through wiring (TW) 5x1,5 mm<sup>2</sup>, EASY CONNECT</b>										
090380.3L02.OX1.938	31	4450	144	4000	≥80	-25 ... +30	no	-	-	-
090380.3L04.OX1.938	40	5900	148	4000	≥80	-25 ... +30	no	-	-	-
090380.3L06.OX1.938	48	7050	147	4000	≥80	-25 ... +30	no	-	-	-
<b>Type of equipment: STANDARD, EASY CONNECT, EM 3h</b>										
090380.5L02B.OX1	35	4450	127	4000	≥80	0 ... +35	yes	3h	4	400
090380.5L04B.OX1	44	5900	134	4000	≥80	0 ... +35	yes	3h	4	400
090380.5L06B.OX1	52	7050	136	4000	≥80	0 ... +35	yes	3h	4	400

The luminaires are not intended for mounting in places exposed to atmospheric conditions, in car washes, in rooms where washing with pressure washers is used, in livestock rooms, in aggressive environments, etc.

Luminous flux tolerance +/- 10%.

Power tolerance +/- 5%.

Up-to-date product info and General Warranty Terms available on our website [www.luglightfactory.com](http://www.luglightfactory.com)

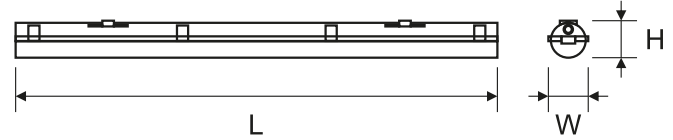
Detailed information on luminous fluxes and powers for individual indexes are indicated on the product data sheet.

The parameters in the data sheet are given for Ta=25°C.

090380.5L02.0  1

- Colour
- 1 light gray
  - 2 graphite
  - 3 red

Code	Dimensions [mm] L W H	Mounting dimensions [mm] D	Pallet quantity	Net weight [kg]
<b>Type of equipment: STANDARD,EASY CONNECT</b>				
090380.5L02.0X1	1245 100 90	766	105	1.7
090380.5L04.0X1	1245 100 90	766	105	1.7
090380.5L06.0X1	1245 100 90	766	105	1.7
<b>Type of equipment: DALI,EASY CONNECT</b>				
090380.3L02.0X1	1245 100 90	766	105	1.7
090380.3L04.0X1	1245 100 90	766	105	1.7
090380.3L06.0X1	1245 100 90	766	105	1.7
<b>Type of equipment: STANDARD + through wiring (TW) 5x1,5 mm<sup>2</sup>,EASY CONNECT</b>				
090380.5L02.0X1.938	1245 100 90	766	105	1.8
090380.5L04.0X1.938	1245 100 90	766	105	1.8
090380.5L06.0X1.938	1245 100 90	766	105	1.8
<b>Type of equipment: DALI + through wiring (TW) 5x1,5 mm<sup>2</sup>,EASY CONNECT</b>				
090380.3L02.0X1.938	1245 100 90	766	105	1.8
090380.3L04.0X1.938	1245 100 90	766	105	1.8
090380.3L06.0X1.938	1245 100 90	766	105	1.8
<b>Type of equipment: STANDARD,EASY CONNECT,EM 3h</b>				
090380.5L02B.0X1	1245 100 90	766	105	2.4
090380.5L04B.0X1	1245 100 90	766	105	2.4
090380.5L06B.0X1	1245 100 90	766	105	2.4



## OTHER PICTURES



Version with 3h emergency module

## ACCESSORIES



150022.00986

ATLANTYK 2.0 LED through wiring end cap gray



150060.00987

Gripper (1 pcs.)

The luminaires are not intended for mounting in places exposed to atmospheric conditions, in car washes, in rooms where washing with pressure washers is used, in livestock rooms, in aggressive environments, etc.

Luminous flux tolerance +/- 10%.

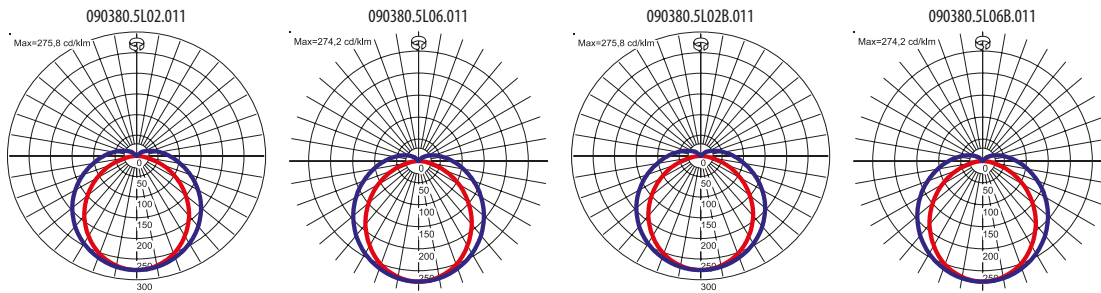
Power tolerance +/- 5%.

Up-to-date product info and General Warranty Terms available on our website [www.luglightfactory.com](http://www.luglightfactory.com)


Detailed information on luminous fluxes and powers for individual indexes are indicated on the product data sheet.

The parameters in the data sheet are given for Ta=25°C.

## LIGHT BEAM CURVES



## WAY OF LIGHTING



## OTHER PROJECTS



Transfer Center, Zielona Góra, Poland

The luminaires are not intended for mounting in places exposed to atmospheric conditions, in car washes, in rooms where washing with pressure washers is used, in livestock rooms, in aggressive environments, etc.

Luminous flux tolerance +/- 10%.

Power tolerance +/- 5%.

Up-to-date product info and General Warranty Terms available on our website [www.luglightfactory.com](http://www.luglightfactory.com)

Detailed information on luminous fluxes and powers for individual indexes are indicated on the product data sheet.

The parameters in the data sheet are given for  $T_a=25^{\circ}\text{C}$ .